

# Advantage

DRIVING SCHOOL

## ANSWERS 1 - 11.

1. You cannot enter the yellow box unless your way is clear, the exception is if you are turning right.
2. A ZIG ZAG line. Means no stopping, No parking. No set down and is usually placed at a school exit or a pedestrian crossing.
3. Continuous White line. No overtaking & no parking opposite the white line.
4. Broken Yellow line. Marks the edge of the road or the hard shoulder.
5. Single Yellow line. No parking at certain times.
6. Double Yellow lines. No parking at any time.
7. At the end of a road this line means yield, to cars coming out of the road and no entry to cars trying to enter the road. In the middle of the road it means no overtaking for the traffic with the continuous white line on its side but allows overtaking for cars with the broken white line on its side of the as long as it is safe to do so.
8. Broken Line hatched box. If the road is clear, try to avoid driving over the hatched road markings. Be cautious however of a vehicle behind you also turning right and cutting up beside you over the hatched area. Always check mirrors and blind spot before moving over and changing direction. If the lane you intend on joining has cars waiting, drive over the hatched road markings providing the outer line is broken.
9. A chevron in a continuous white line is found where the two lines of traffic are going in the same direction, and you should avoid driving across it. A chevron in a broken white line means you should avoid driving across it unless you find you have to and it is safe to do so. (Your instructor will explain in more detail.)
10. A hatch line in a continuous white line is found where the two lines of traffic are going in the opposite direction, and you should avoid driving across it. A hatch line in a broken white line means you should avoid driving across it unless you find you have to and it is safe to do so. (Your instructor will explain in more detail.)
11. A hatch line in a continuous white line is found where the two lines of traffic are going in the opposite direction, and you should avoid driving across it.

Advantage Driving School Ltd. Ph: 087 310 00 00.

E-mail: [info@advantageDS.ie](mailto:info@advantageDS.ie)

**"YOUR ROAD TO SUCCESS"**

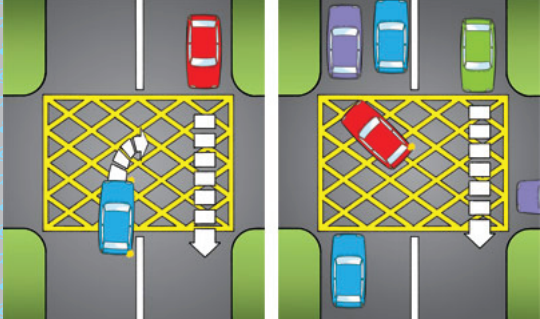
**MANUAL AND AUTOMATIC CAR INSTRUCTION**

# Advantage


DRIVING SCHOOL

## QUESTIONS 1 - 11.


1.




2.




3.




4.




5.



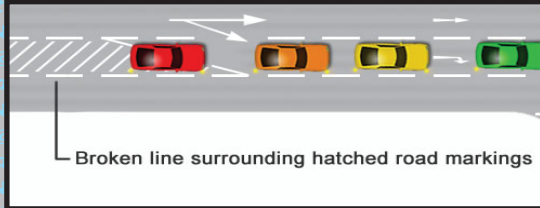
6.



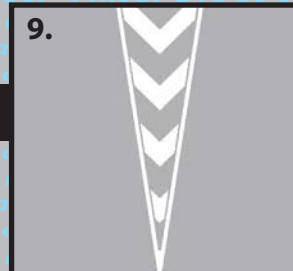
7.




8.




9.



10.



11.



**TEXT BOOKING LINE: 083 10 999 55**